

SCRUM ALLIANCE® CERTIFIED SCRUMMASTER (CSM®) Learning Objectives

January 2022



PURPOSE

This document describes the Learning Objectives (LOs) that must be covered in a Certified ScrumMaster (CSM) offering, in addition to the Scrum Foundations LOs. These Learning Objectives take the following into consideration:

- Every implementation of Scrum is different.
- Teams and organizations apply Scrum within their context, but the fundamental framework always remains the same.

The Learning Objectives for this offering are based on:

- Manifesto for Agile Software Development, four values and 12 principles, agilemanifesto.org
- Scrum values, <https://www.scrumalliance.org/about-scrum/values>
- Scrum Guide, scrumguides.org*
- Scrum Alliance Guide level feedback

SCOPE

Students attending a CSM offering should expect that each Learning Objective identified in this document will be covered. Students should also expect that the Scrum Foundations Learning Objectives are covered either before or during the offering.

The CSM Learning Objectives fall into the following categories:







1. Scrum
2. Scrum Master Core Competencies
3. Service to the Scrum Team, Product Owner, and Organization



Individual trainers (CSTs) or coaches (CECs and CTCs) may choose to include ancillary topics. Ancillary topics presented in a CSM offering must be clearly indicated as such to the attendees.

A note about Bloom's Taxonomy:

Bloom's-style Learning Objectives describe what the learner can do upon completing the offering. Please mentally start each Learning Objective with the following phrase: "Upon successful validation of the CSM Learning Objectives, the learner will be able to ... "

Bloom's style of Learning Objectives consist of six levels of learning:

-  **Knowledge**
-  **Comprehension**
-  **Application**
-  **Analysis**
-  **Synthesis**
-  **Evaluation**

The levels progress from lower- to higher-order thinking skills, Knowledge  through Evaluation . The level of each Learning Objective can be identified using the image designations above.

LEARNING OBJECTIVES

Scrum

The Scrum Team

- ⚙ 1.1 describe the responsibilities and accountabilities of the Scrum Team. Y
- ⚙ 1.2 describe the responsibilities and accountabilities of the Scrum Master. Y
- ⚙ 1.3 describe the responsibilities and accountabilities of the Developers. Y
- ⚙ 1.4 describe the responsibilities and accountabilities of the Product Owner. Y
- ⚙ 1.5 discuss at least two reasons why the Product Owner is a single person and neither a group nor a committee. Y
- ⚙ 1.6 discuss how and why the Product Owner maintains authority over the Product Backlog while working collaboratively with Developers and stakeholders. Y

Scrum Events and Activities

- ⚙ 1.7 identify at least one example of how a Scrum Team could inspect and adapt to increase transparency at each of the Scrum events.
- ↕ 1.8 perform a Sprint Planning. Y
- ↕ 1.9 perform a Sprint Review. Y
- ↕ 1.10 perform a Sprint Retrospective. Y
- ⚙ 1.11 describe at least three possible effects of skipping the Sprint Retrospective. Y
- ⚙ 1.12 explain how Developers conduct a Daily Scrum. Y Video idea still a good one of the role play
- ⚙ 1.13 discuss at least three ways the Daily Scrum differs from a status meeting and why the various constraints exist to support the Developers. Y
- ⚙ 1.14 explain under what conditions a Sprint could be terminated prematurely. Y
- ⚙ 1.15 explain at least three advantages of a strong Definition of Done.
- 💡 1.16 outline at least one way to create a Definition of Done. DoD we need to add how to create one and add the advantages of strong DoD

Scrum Master Core Competencies

- ⚙ 2.1 describe at least three situations in which the Scrum Master could serve the needs of the Scrum Team or organization through facilitation.
- ↕ 2.2 demonstrate at least three techniques for facilitating group decision making. Y
- ⚙ 2.3 discuss how facilitating, teaching, mentoring, and coaching are different.

LEARNING OBJECTIVES

Service to the Scrum Team, Product Owner, and Organization

- ⚙️ 3.1 describe three scenarios where the Scrum Master acts as a leader for the Scrum Team.
- ⚙️ 3.2 explain the impact of accumulating technical debt. Y
- 💡 3.3 list at least three development practices that could help their Scrum Team deliver a high-quality Increment and reduce technical debt each Sprint. Need to add these
- ⚙️ 3.4 explain at least three ways the Scrum Master could support the Product Owner. Y
- ⚙️ 3.5 describe at least three organizational impediments that can affect Scrum Teams. Y
- ⚙️ 3.6 discuss at least two ways that the Scrum Master assists the Scrum Team with impediments. Y
- ↕️ 3.7 apply at least one technique that could help resolve an impediment.
- ⚙️ 3.8 summarize at least one organizational design change caused by adopting Scrum.
- ⚙️ 3.9 discuss why Scrum does not have a project manager. Y

PROGRAM TEAM

Path to CSPSM Design and Audit Team (2021)

- Erika Massie
- Carlton Nettleton
- Lisa Reeder
- Jason Tanner
- Andreas Schliep

*The *Scrum Guide* is © 2020 Ken Schwaber and Jeff Sutherland. Content from The *Scrum Guide* is used by permission of Ken Schwaber and Jeff Sutherland under the terms of the Creative Commons – Attribution – Share-Alike License v. 4.0. which is accessible at <https://creativecommons.org/licenses/by-sa/4.0/legalcode> and also described in summary form at <https://creativecommons.org/licenses/by-sa/4.0/>.